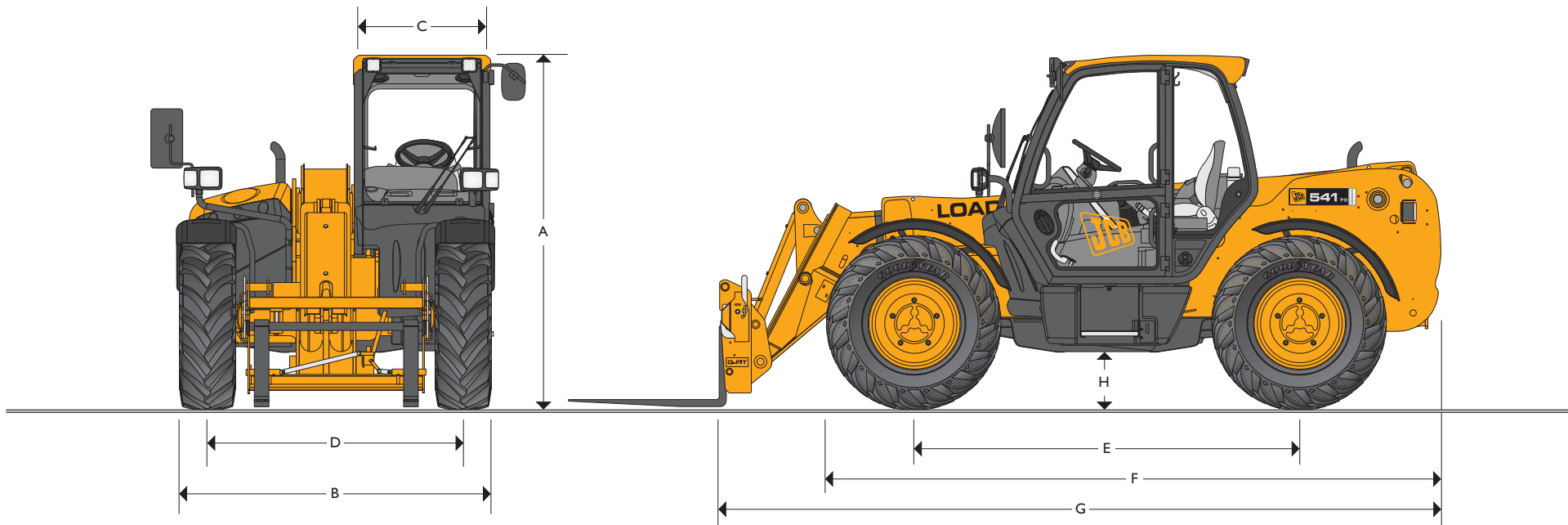




# JCB LOADALL WASTEMASTER | 541-70



MAX. PAYLOAD: 4100kg (9036lb)  
 MAX. LIFT HEIGHT: 7.0m (23ft)  
 MAX. HORSEPOWER: 74.2kW (100hp)




## STATIC DIMENSIONS

Machine model	541-70 Wastemaster
	m (ft-in)
A Overall height	2.49 (8-2)
B Overall width (over tyres)	2.23 (7-4)
C Inside width of cab	0.94 (3-1)
D Front track	1.81 (5-11)
E Wheelbase	2.75 (9-0)
F Overall length to front tyres	4.38 (14-4)

\*Dependant upon tyre specified.

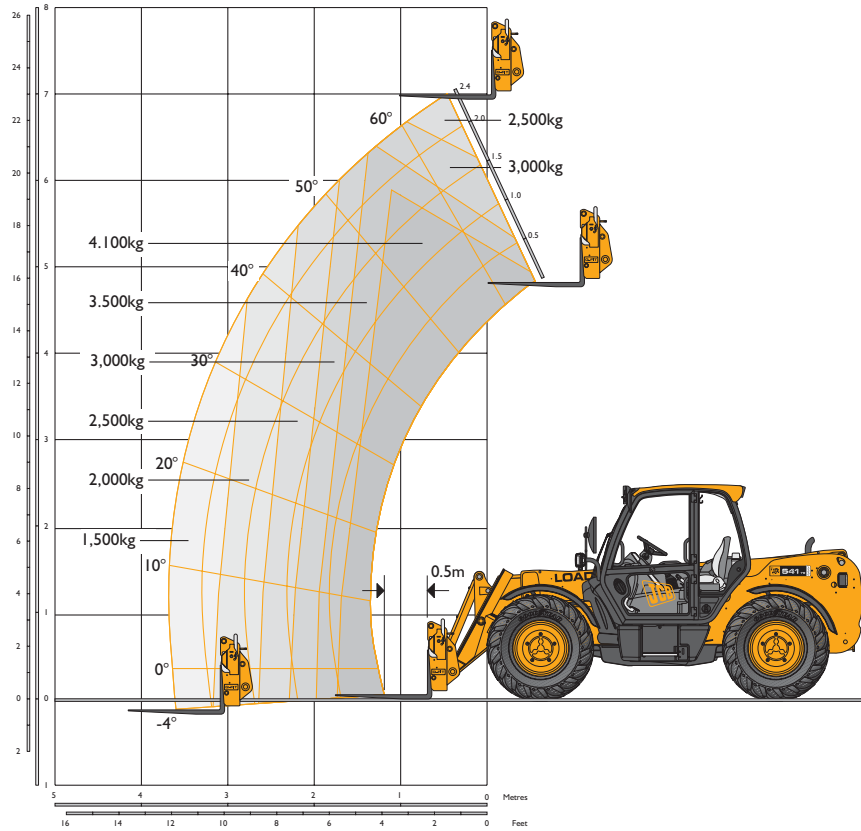
Machine model	541-70 Wastemaster
	m (ft-in)
G Overall length to front carriage	4.99 (16-4)
H Ground clearance	0.40 (1-4)
Outside turn radius (over tyres)	3.7 (12-2)
Weight	kg (lb) 7850 (17306)
Tyres	15.5x25



# JCB LOADALL WASTEMASTER | 541-70



## LIFT PERFORMANCE – 541-70 WASTEMASTER



## LIFT PERFORMANCE – 541-70 WASTEMASTER

Machine Model	541-70 Wastemaster	
Maximum lift capacity	kg (lb)	4100 (9036)
Lift capacity to full height	kg (lb)	2500 (5511)
Lift capacity at full reach	kg (lb)	1500 (3307)
Lift height	m (ft-in)	7.0 (23-0)
Reach at maximum lift height	m (ft-in)	0.48 (1-7)
Maximum forward reach	m (ft-in)	3.7 (12-2)
Reach with 1 tonne load	m (ft-in)	3.7 (12-2)
Placing height	m (ft-in)	6.30 (20-8)

Complies with stability test EN 1459 Annex B.



# JCB LOADALL WASTEMASTER | 541-70



## ENGINE

Latest technology and advanced design provides low fuel consumption, reduced noise, high torque and power output, total reliability and minimal maintenance.

Machine Model – 541-70		Standard	Option
Displacement	ltr (in <sup>3</sup> )	4.4 (269)	4.4 (269)
No. of cylinders		4	4
Bore size	mm (in)	103 (4.05)	103 (4.05)
Stroke	mm (in)	132 (5.0)	132 (5.0)
Aspiration		Turbo	Turbo Intercooled
<b>Power rating</b>			
Power @ 2200rpm	kW (HP)	74.2 (100)	93 (125)
<b>Torque rating</b>			
Torque @ 1300rpm	Nm (lbf ft)	425 (313)	525 (387)

## TRANSMISSION

JCB powershift transmission incorporating torque converter, bevel box and a 4 speed powershift gearbox in one resiliently mounted unit.  
A combined steering column mounted switch incorporating directional control and 4 forward and 4 reverse powershift gears. Travel speed 28kph (17mph).

**Front and rear drive axles:** JCB epicyclic hub reduction drive/steer axles with Max-Trac torque proportioning differentials. Permanent 4 wheel drive.

## BRAKES

**Service brakes:** Hydraulically activated, servo-assisted, self-adjusting, oil-immersed in-board multi-disc type on front axle.

**Parking brake:** Hand operated disc brake on output of gearbox. (93kW/125hp – oil immersed disc type).

## BOOM AND CARRIAGE

Boom is manufactured from high tensile steel.

Low maintenance, hard wearing pads.

JCB Q-fit self-levelling carriage with lever operated pin locking accepts pallet forks and a wide range of attachments.

One boom end auxiliary hydraulic service fitted as standard.

## SAFETY CHECK VALVES

Fitted to carriage tilt, telescopic and boom lift rams.

## SERVICE CAPACITIES

Fuel tank	litres (UK gal)	148 (32.5)
Hydraulic tank	litres (UK gal)	113 (24.8)
Coolant	litres (UK gal)	23 (5.1)

## HYDRAULICS

Three stage gear pump with suction strainer and filter.

		541-70 Wastemaster
Operating system pressure	bar (psi)	260 (3770)
Main Hydraulics	ltrs/min	82
Steering System	ltrs/min	44
Cooling System	ltrs/min	37
Total Flow	ltrs/min	163
<b>Hydraulic Cycle Times</b>		<b>Seconds</b>
Boom raise		8.8
Boom lower		6.5
Extend		6.8
Retract		5.0
Bucket dump		3.5
Bucket crowd		2.9

## ELECTRICS

12 v negative earth. 130 AH battery. 95 amp alternator. Full road lighting. Reversing light. Direction indicators. Hazard warning. Reverse alarm.

## DELUXE CAB

Quiet, safe and comfortable cab conforms to ROPS ISO 3471 and FOPS ISO 3449. Fitted with air conditioning and radio console. Tinted glass all round with laminated front and roof screen. Roof bars, front, rear and roof screen wash/wipe and heater/screen demister. Opening rear window. Audio-visual warning system for coolant temperature, engine oil pressure, water in fuel, air cleaner, battery charge, transmission oil temperature and pressure. Hourmeter and road speed indicator. Engine temperature and fuel gauge. Multi lever direct acting hydraulic control levers with joystick control of lift and crowd. Control options: single lever joystick. Adjustable steer column with stalk bar powershift change and forward reverse shuttle. Air suspension seat option. Throttle and brake pedal floor mounted. Adjustable deluxe suspension seat with adjacent park brake. Automatic eye level audio-visual load moment indicator warning system receiving a signal from a load sensor on the rear axle. This system continuously monitors the machine's forward stability and leaves the operator in control at all times. All-steel lower door.

## STEERING

Hydrostatic power steering with power track rods on both axles.

Three steer mode options: front wheel steer; all wheel steer; crab steer: operated from in the cab by a selection switch, with automatic alignment.

## MACHINE SPECIFICATION

Front and roof screen guards; Front and rear worklights; Reversing engine fan; Fuel tank guard; Fire extinguisher; 1 tonne rear recovery hitch; Rotating flashing beacon; Belly guards.

## OPTIONS AND ACCESSORIES

**Options:** Electrical 2/4WD select, limited slip differential in front axle, load guard, roof and screen sun blind, Smoothride – boom suspension system, biodegradeable hydraulic oil, boom work lights.

**Attachments:** Contact your local dealer for details of the comprehensive range.



## A GLOBAL COMMITMENT TO QUALITY

JCB's total commitment to its products and customers has helped it grow from a one-man business into Britain's largest privately owned manufacturer of backhoe loaders, crawler excavators, wheeled excavators, telescopic handlers, wheeled loaders, dump trucks, rough terrain fork lifts, industrial fork lifts, mini/midi excavators, skid steer loaders and tractors.

By making constant and massive investments in the latest production technology, the JCB factories have become some of the most advanced in Europe.

By leading the field in innovative research and design, extensive testing and stringent quality control, JCB machines have become renowned all over the world for performance, value and reliability.

And with a global sales and service network of over 400 distributors and agents, the company exports over 70% of its production to all five continents.

Through setting the standards by which others are judged, JCB has become one of Britain's most impressive success stories.

